

I. Combinatorial characterization of S^2

Thm $|K|$ Combinatorial Surface

(a) Every edge loop in K' separates $|K|$ into two components

(b) $\chi(K) = 2$

(c) $|K| \cong S^2$

(a) \Rightarrow (b) \Rightarrow (c)

Consequently if $|K| \not\cong S^2$ then \exists edge loop γ
s.t. $|K| \setminus \gamma$ is connected. (surgery).

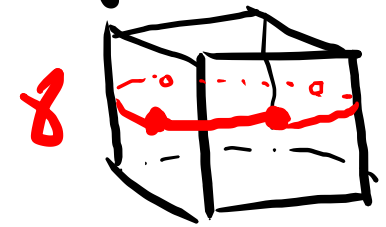
Thm $|K|$ combinatorial surface

- (a) Every edge loop in K' separates $|K|$ into two components
 - (b) $\chi(K) = 2$
 - (c) $|K| \cong S^2$
- (a) \Rightarrow (b) \Rightarrow (c)

Proof Assume (a). $T \subset K$ max tree, G dual graph.

Claim G is a tree. (Then $\chi(K) = \chi(T) + \chi(G) = 2$.)

Suppose not. Then \exists nonbacktracking loop γ in G .



By assumption γ separates $|K|$. One contains T . \exists vertex in the other component \times . \checkmark

Thm $|K|$ combinatorial surface

(a) Every edge loop in K' separates $|K|$ into two components

(b) $\chi(K) = 2$

(c) $|K| \cong S^2$

(a) \Rightarrow (b) \Rightarrow (c)

Proof Assume (b). T, G as before.

(b) \Rightarrow G a tree $|K| =$ union of neighborhoods of $T \cup G$

These neighborhoods are $\cong D^2$ and intersect in S^1 .

$\Rightarrow |K| \cong D^2 \cup_{S^1} D^2 \cong S^2$



□

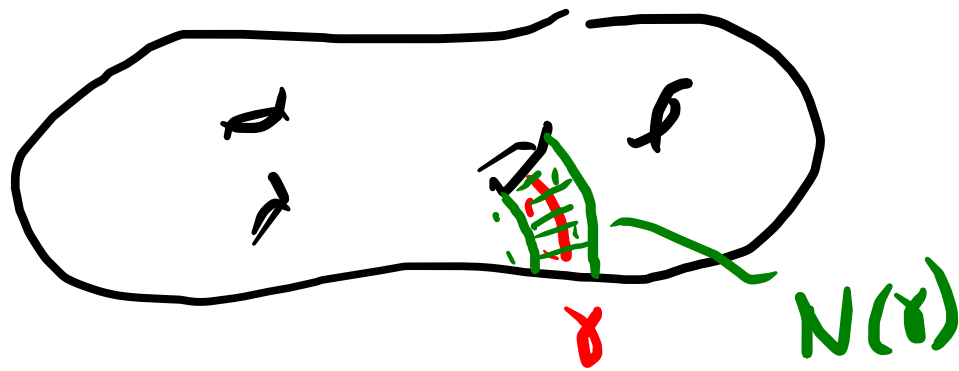
Remark. We proved $(a) \Leftrightarrow (b) \Rightarrow (c)$.

$(c) \Rightarrow (a)$ also true (Jordan Curve theorem)

II. Surgery / Tubular neighborhoods

Surgery: input Surface S and a loop γ
s.t. $S \setminus \gamma$ is connected.

output: new surface S' w/ $\chi(S) < \chi(S')$.



$$S' = (S \setminus \text{int} N(\gamma)) \cup \text{disks for each } \partial \text{ comp}$$




Need to define $N(\gamma)$ when $\gamma \subset K$

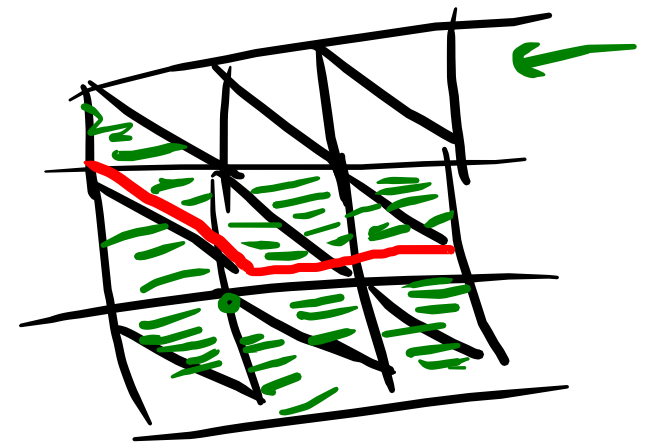
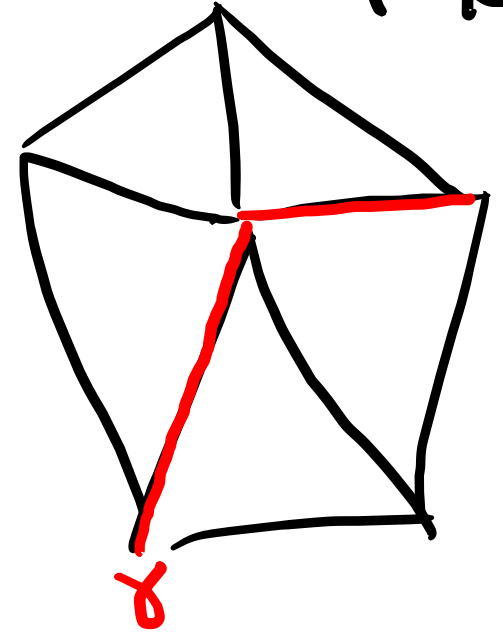
edge path (or even a subcomplex of 1-skeleton of K)

Naive guess: take $N(\gamma)$ union of
Simplices that meet γ .

Problem: $N(\gamma)$ may be too large

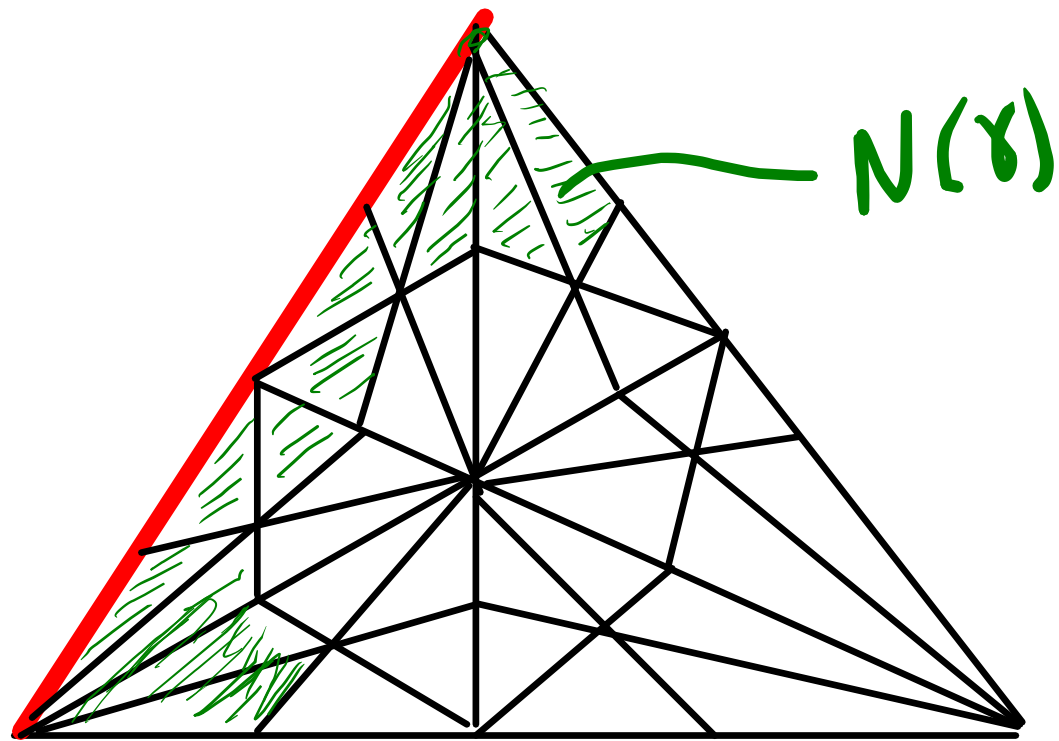


$\curvearrowright N(\gamma) = \text{everything}$



Solution: Barycentric subdivision.

$N(\gamma) \subset K^2$ Union of simplices in K^2
that meet γ .



(combinatorial)
tubular neighborhood

Lemma (loop nbhd) $\gamma \subset K$ edge loop.

$N(\gamma) \subset K^2$ has $|N(\gamma)| \cong A$ or M .

Lemma (tree nbhd) $T \subset K$ tree, $N(T) \subset K^2$

$\Rightarrow |N(T)| \cong D^2$

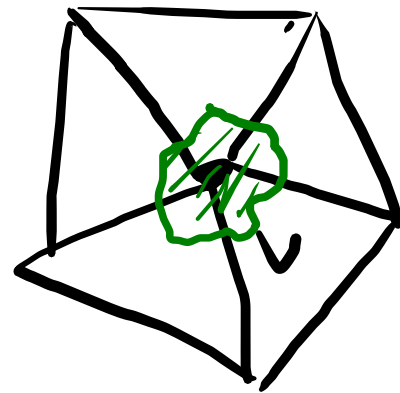
Lemma (tree nbhd) $T \subset K$ tree, $N(T) \subset K^2$

$$\Rightarrow |N(T)| \cong D^2$$


Proof By induction on # vertices of T

Base case 1 vertex

Draw/check this.




Induction step Take a vertex w/ valence 1.



$$N(T) = N(T') \cup N(e) \cup N(u)$$

$$\cong D^2 \cup D^2 \cup D^2$$

Check: these are glued along arcs in ∂

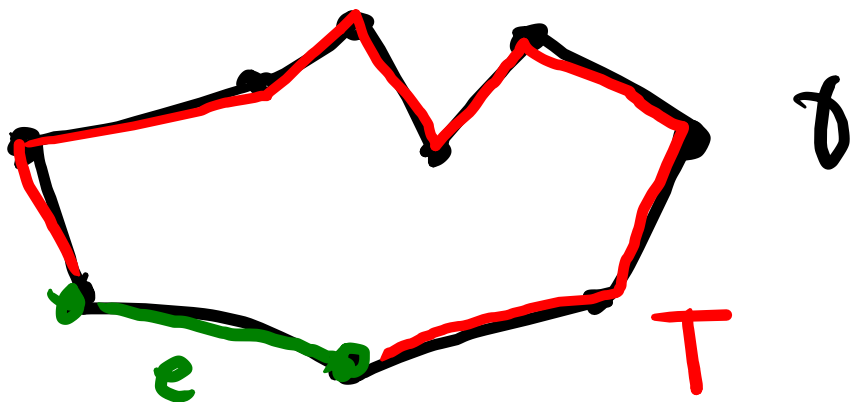


□

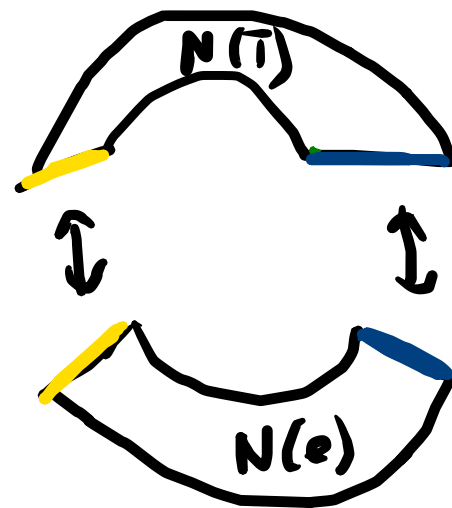
Lemma (loop nbhd) $\gamma \subset K$ edge loop.

$N(\gamma) \subset K^2$ has $|N(\gamma)| \cong A$ or M .

Proof.



$$\gamma = e \cup T$$



$$N(\gamma) = N(e) \cup N(T)$$

either get $|N(\gamma)| = A$ or M
(depending on gluing).

□

Combinatorial Surgery

$|K|$ combinatorial surf., γ edge loop, $N(\gamma) \subset K^2$

$|N(\gamma)| \cong A$ or M .

Surgery combinatorial surface (\hat{K}) obtained from
 $|K^2| \setminus \text{int}|N(\gamma)|$ by cutting off each boundary
Component

K_0

Exercise

• if $|N(\gamma)| \cong A \Rightarrow \chi(\hat{K}) = \chi(K) + 2$

• " $\cong M \Rightarrow \chi(\hat{K}) = \chi(K) + 1$

Use additivity $\chi(K_1 \cup K_2) = \chi(K_1) + \chi(K_2) - \chi(K_1 \cap K_2)$

$$\chi(K) = \chi(K_0) + \chi(N(\gamma)) - \chi(\partial N(\gamma))$$

$$\chi(\hat{K}) = \chi(K_0) + \chi(D^2 \cup D^2) - \chi(S' \cup S')$$

↑ Annulus case.

2